

Architectural Manual

Standard

ALUMINUM SERIES

Windows & Patio Doors



Clearly the best.®



Instructions on how to use this manual:

This document has been designed for easy navigation and to quickly click to the section you need. Here's some important tips on using this document:

- Any item print in **red**, will click through to the corresponding item.
- Click to any item in the Table of Contents on **page 3**. Click on the Milgard logo at the top of any page to return to the Table of Contents - FULL MANUAL ONLY.
- From each section's Quick Links page, click to any Drawing listed.
- From any Drawing page, click the "Go Back to Quick Links" box on the bottom right of the page to return to the list of drawings.
- Click on the links on the bottom of the page to go to Revit, SketchUp . PDF and .DWG files. Please note that you must have internet access for these links and you will be re-directed to the Milgard site.
- This document can also be navigated from Adobe Acrobat Bookmarks.

Revit, SketchUp, .PDF and .DWG files can be accessed at milgard.com/professionals or clicking here:

[Standard Aluminum Architectural Library](#)

Contents

| | | | |
|---|-----------|--|-----------|
| About Standard Aluminum Series _____ | 4 | Bay & Bow Window _____ | 56 |
| Energy Packages _____ | 4 | Configurations _____ | 56 |
| Test Standards _____ | 4 | Components _____ | 56 |
| Standard Aluminum Options _____ | 5 | Options _____ | 57 |
| Full Lifetime Warranty _____ | 6 | Bay And Bow Windows Installation _____ | 57 |
| Why Milgard? _____ | 6 | Configurations _____ | 58 |
| Awning and Casement Window _____ | 7 | Minimum/Maximum Sizes _____ | 58 |
| Overview _____ | 7 | Available Frame Styles _____ | 58 |
| Components _____ | 7 | Drawings - Quick Links _____ | 59 |
| Options _____ | 8 | Bay & Bow Window _____ | 60 |
| Configurations _____ | 9 | Sliding Door _____ | 71 |
| Minimum/Maximum Sizes _____ | 9 | Overview _____ | 71 |
| Available Frame Styles _____ | 9 | Components _____ | 71 |
| Drawings - Quick Links _____ | 10 | Options _____ | 72 |
| Awning Window _____ | 11 | Configurations _____ | 74 |
| Casement Window _____ | 17 | Minimum/Maximum Sizes _____ | 74 |
| Horizontal Sliding Window _____ | 23 | Available Frame Styles _____ | 74 |
| Overview _____ | 23 | Drawings - Quick Links _____ | 75 |
| Components _____ | 23 | Sliding Door _____ | 76 |
| Options _____ | 24 | | |
| Configurations _____ | 25 | | |
| Minimum/Maximum Sizes _____ | 25 | | |
| Available Frame Styles _____ | 25 | | |
| Drawings - Quick Links _____ | 26 | | |
| Horizontal Sliding Window _____ | 27 | | |
| Picture and Radius Window _____ | 35 | | |
| Overview _____ | 35 | | |
| Components _____ | 35 | | |
| Options _____ | 36 | | |
| Configurations _____ | 37 | | |
| Minimum/Maximum Sizes _____ | 37 | | |
| Available Frame Styles _____ | 37 | | |
| Drawings - Quick Links _____ | 38 | | |
| Picture and Radius Window _____ | 39 | | |
| Single Hung Window _____ | 47 | | |
| Overview _____ | 47 | | |
| Components _____ | 47 | | |
| Options _____ | 48 | | |
| Configurations _____ | 49 | | |
| Minimum/Maximum Sizes _____ | 49 | | |
| Available Frame Styles _____ | 49 | | |
| Drawings - Quick Links _____ | 50 | | |
| Single Hung Window _____ | 51 | | |

About Standard Aluminum Series



A Standard Aluminum window is made of extruded aluminum. No enhancements are made to reduce thermal transfer.

Features and benefits of Standard Aluminum windows include:

- Sealed, mechanically-joined corners stay square and true over years of use, helping to keep homes dry.
- Clean, narrow sight lines for contemporary designs and maximum view area.
- Milgard SunCoat® Low-E glass for excellent energy savings and protection against fabric fading.
- Industry-leading Full Lifetime Warranty.
- Anodized coating or painted finish helps to prevent against rusting, pitting and corroding.

Not all locations manufacture or sell Standard aluminum. Check with your Milgard Representative.

Energy Packages

Milgard adheres to ENERGY STAR® v6 requirements to meet or exceed U-Factor and Solar Heat Gain Coefficient (SHGC) criteria for all ENERGY STAR® zones.

Milgard also offers high energy performance options for the ultimate in energy efficiency. Energy efficient windows could include one or more of the following features based on your climate.

- SunCoat® or SunCoatMAX®
- EdgeGardMAX®
- Argon or Krypton
- 4th Surface
- Triple Glaze

For more details on Milgard Energy Efficient packages, visit www.milgard.com/learn/energy-efficiency/energy-efficient-components

To check the energy performance of all Milgard windows and doors, use our Energy Calculator at:

milgard.com/energy-calculator

Test Standards

Contact your Milgard Representative for specific test data.

CAUTION: The use of petroleum based fuels or solvents as release agents in stucco wall installations or glass cleaning will chemically attack materials used in seals and other components, and voids the Milgard Full Lifetime Warranty. The use of wax-based release agents is recommended.

Expanding foam for insulation purposes should not be used. Non-expanding foam or loose packed batt insulation is recommended.

Standard Aluminum Options

Hardware



Casement and Awning Roto Handle



Spring action lock for Single Hung and Horizontal Slider




Casement and Awning Friction Handle



Sliding Door Handle - Interior

Colors



White



Clear Anodized



Bronze Anodized

Grids



5/8" Flat Grid



1-1/16" Sculpted

Full Lifetime Warranty

At Milgard, we build our windows and doors to last. With the dedication to quality that we put into building the best windows in the business, it wouldn't make sense to back them with anything but the best warranty in the business. That's why we back every properly installed window and door for as long as the homeowner owns their home—including parts and labor. It's why you can be sure you won't find any windows better than Milgard.

For complete warranty details, visit milgard.com.



Why Milgard?

Milgard is one of the largest and most trusted names in windows and doors. For the last 50 years, we've demonstrated our commitment to innovation, quality and service.

While our coverage is extensive, our service is local. Milgard has multiple locations throughout the Western U.S. and Western Canada. Our belief is that by being close to our customers, we can provide them better service. This means faster lead and delivery time, as well as faster response to any warranty situations. We're there for you long after the job has been completed. Milgard also has a comprehensive network of qualified dealers and offers some of the best training in the industry.

Awards give you added assurances and Milgard has been named "Best Quality in the Nation" eight times and the nation's "Most Used Vinyl Window" four times by Builder magazine. Both Professional Remodeler and Professional Builder magazines have named us "Most Preferred Vinyl Window" three times.

Picture Window

Please also see:

[Standard Aluminum Options](#)

[Full Lifetime Warranty](#)

Overview

All Standard Aluminum Picture windows are available in both standard and custom sizes to match virtually any design, either new or retrofit.

Components

FRAME

Frame components are made from 6063-T5 aluminum alloy with a structural wall thickness of .125", and non-structural wall thickness of .062". The frame is available in clear and bronze anodized finishes with a standard .4" mil coating thickness, and white baked enamel finish. Wide screw spacing on the mechanically joined corners ensure a rigid connection with a consistent dimension. Corners are sealed for added protection from the weather.

The Picture windows is available with either a standard frame with nail-on fin, or with Milgard's specially designed H-Bar™ frame for wood stop or retrofit application. The standard frame is 2-1/4" in width and the H-Bar is 1-1/4" wide with 5/8" legs that provide a surface area for wood stop installation. Both types utilize 3/4" overall glazing

NAIL-ON FIN

An integral nailing fin extends 1" around the perimeter of the standard frame and is used to attach the window into the rough opening. The fin is scored for complete removal for retrofit/wood stop installations. The fin is set back 1-1/16" from the exterior edge of the frame. The optional H-Bar frame has no nailing fin and must be stopped in the opening.

WEEP SYSTEM

The rectangular weep holes are located in the frame sill for effective drainage and moisture control.

GLAZING MATERIAL

AAMA approved glazing tape adheres glass to the fixed and vent frame and seals and cushions the glass. Rigid vinyl setting blocks are used to support the glass-unit, preventing glass slip-page and glass-to-metal contact. Extruded vinyl glazing (snapin) bead is applied around the exterior edge. Metal bead is available at some locations.

GLASS

Glass options are available in 3/4" or 1" overall insulating units in clear, tinted, reflective, obscure, Low-E, and safety glass. Other specialty glass is available upon request.

Options

GRIDS

Available in 5/8" standard or 1-1/16" sculptured aluminum pro-files sealed between panes.

WARM EDGE SPACER

Spacer available in a standard clear finish or optional bronze or champagne finish in the airspace of the insulating glass units. PGG Intercept™ warm-edge steel spacer available in certain regions (standard in some areas.) Contact your Milgard Representative for spacers used in your area.

STUCCO FIN

1 3/8" fin setback. Check with your Milgard Representative for availability.

TEST STANDARDS

Contact your Milgard Representative for specific test data.

CAUTION: The use of petroleum based fuels or solvents as release agents in stucco wall installations or glass cleaning will chemically attack materials used in seals and other components, and voids the Milgard Full Lifetime Warranty. The use of wax based release agents is recommended. Expanding foam for insulation purposes should not be used. Non-expanding foam or loose packed batt insulation is recommended.

Radius Window

Please also see:

[Standard Aluminum Options](#)

[Full Lifetime Warranty](#)

Overview

The Standard Aluminum Series Radius windows features a frame designed to blend well architecturally with other Milgard windows. One extrusion is used for all radius and round windows. Attaching bars are used to join the radius tops with other variations. Please refer to the appropriate product description for examples of vents, weeping system, and other detailed information. The radius window is attached to other windows with a stacking bar by mechanical joining. The minimum diameter for the radius is 2'6".

Components

FRAME

Frame components are made from 6063-T5 aluminum alloy with a structural wall thickness of .060" and a non-structural wall thickness of .050". The frame is available in clear and bronze anodized finishes with a standard .4" mil coating thickness, and white baked enamel finish. The Radius is designed for clean lines and high visual appeal with maximum glass exposure. Wide screw spacing on the mechanically joined corners ensure a rigid connection with a consistent dimension. Corners are sealed for added protection from the weather.

The standard frame is 2-1/16" in width.

NAIL-ON FIN

An integral nailing fin extends 1" around the perimeter of the standard frame and is used to attach the window into the rough opening. The fin is scored for complete removal for retrofit/wood stop installations. The fin is setback 1" from the exterior edge of the frame.

GLAZING MATERIAL

AAMA approved glazing tape adheres the glass to the frame members glazing leg. The bedding seals and cushions the glass. Rigid vinyl setting blocks are used to support the unit above the frame sill, preventing glass slippage and glass-to-metal contact. Anodized or painted extruded aluminum bead 3/4" x 3/4", with a wall thickness of .050" is fastened down into the perimeter frame member on all radius sections.

GLASS

Glass options are available in 3/4" overall insulating units in clear, tinted, reflective, obscure, Low-E, and safety glass. Other specialty glass is available upon request.

TOLERANCE

Due to unique material properties and manufacturing processes, tolerances on radius windows are +/- 1/4" on full round windows; partial rounds may vary +/- 1/8" in width and +/- 1/4" in height.

Options

GRIDS

Available in 5/8" standard or 1-1/16" sculptured aluminum pro-files sealed between panes.

SPACER

Spacer available in a standard clear finish or optional bronze or champagne finish in the airspace of the insulating glass units. PGG Intercept™ warm-edge steel spacer available in certain regions. Contact your Milgard representative for spacers used in your area.

STUCCO FIN

1 3/8" fin setback. Check with local branch for availability.

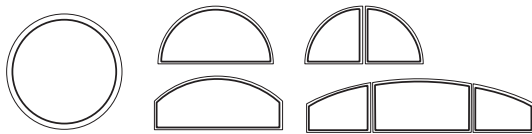
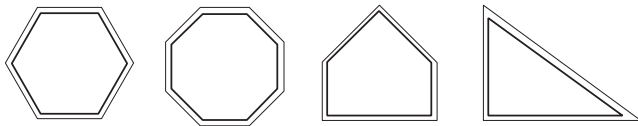
TEST STANDARDS

Contact your Milgard Representative for specific test data.

CAUTION: The use of petroleum based fuels or solvents as release agents in stucco wall installations or glass cleaning will chemically attack materials used in seals and other components, and voids the Milgard Full Lifetime Warranty. The use of wax based release agents is recommended. Expanding foam for insulation purposes should not be used. Non-expanding foam or loose packed batt insulation is recommended.

Picture and Radius Window

Configurations



Minimum/Maximum Sizes

PICTURE

- Min 1⁰1⁰ Max 8⁰6⁰

PICTURE - OCTAGON

- Min 2⁶2⁶ Max 6⁰6⁰

PICTURE - FULL ROUND

- Min 2⁶2⁶ Max 6⁰6⁰

PICTURE - HALF ROUND

- Min 2⁶1³ Max 8⁴0⁰

PICTURE - QUARTER ROUND

- Min 1³1³ Max 6⁰6⁰

Available Frame Styles

- 1" Setback
- 1-3/8" Setback
- Standard Z-bar
- No Fin (Block Frame)
- H-Bar (Slope Sill)

- Windows over 40 square feet or mullied units over 72 square feet shipped open for field glazing.
- Max single lite is 48 square feet.
- Divided lite configurations are available.

NOTE: For engineering approval contact your Milgard representative for any configuration over 40 square feet. Each Milgard Manufacturing plant reserves the right to alter or change sizes and configurations according to location capabilities. Ask your Milgard rep about specialty applications. Windows over 40 square feet shipped open for field glazing. Varies by location.

Not all frame styles available at all Milgard locations. Contact your Milgard Representative for more information.

Drawings - Quick Links

Picture and Radius Window

- 41—1" Nailfin Setback
- 42—1-3/8" Nailfin Setback
- 43—Block Frame
- 44—1-1/16" Nailfin Setback
- 45—1-3/8" Nailfin Setback
- 46—Block Frame
- 47—Block Frame with Slope Sill
- 48—Z-bar Frame

Revit, SketchUp, .PDF and .DWG files can be accessed at milgard.com/professionals or clicking here:

[Standard Aluminum Architectural Library](#)

Standard Aluminum

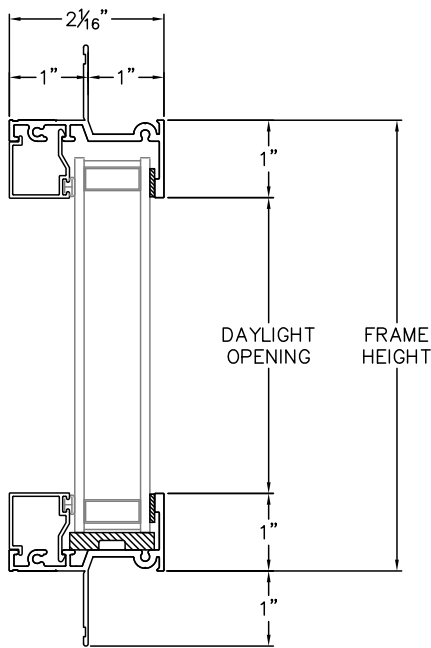
Picture and Radius Window

1" Nailfin Setback

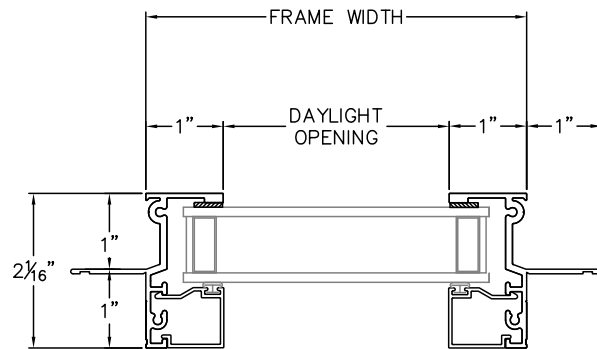
| CAD File Scale | View | File Name | Units | Revisi |
|----------------|-----------------------|---------------------|-------|--------|
| NTS | Horizontal & Vertical | Aluminum_710_PW_1in | Inch | - |

More Technical Documents can be found at milgard.com/professionals
Due to continual research and development, details may be changed at any time. ©2013 Milgard Mfg.

PICTURE WINDOW SERIES 710



HEAD & SILL



JAMBS

Revit, SketchUp, .PDF and .DWG files can be accessed at milgard.com/professionals or clicking here:

[Standard Aluminum Architectural Library](#)

[Go back to Quick Links](#)

Standard Aluminum

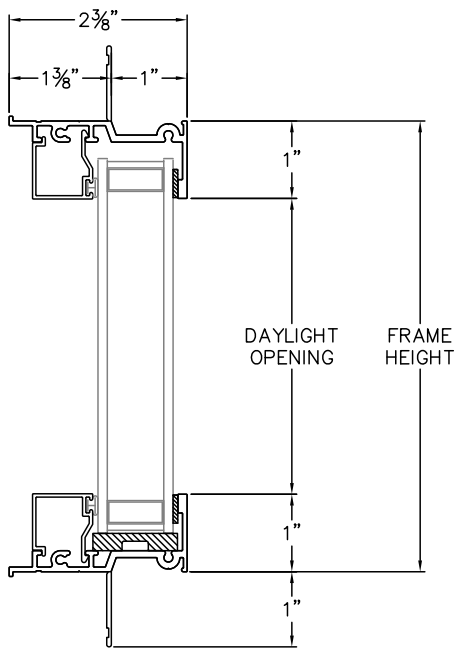
Picture and Radius Window

1-3/8" Nailfin Setback

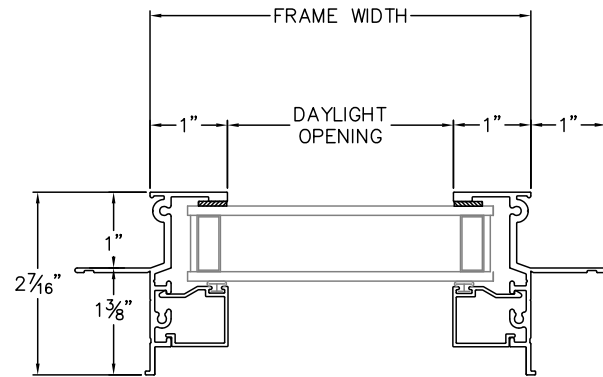
| CAD File Scale | View | File Name | Units |
|----------------|-----------------------|--------------------------|-------|
| NTS | Horizontal & Vertical | Aluminum_710S_PW_1.375in | Inch |

More Technical Documents can be found at milgard.com/professionals
Due to continual research and development, details may be changed at any time. ©2013 Milgard Mfg.

PICTURE WINDOW SERIES 710S



HEAD & SILL



JAMBS

Revit, SketchUp, .PDF and .DWG files can be accessed at milgard.com/professionals or clicking here:

[Standard Aluminum Architectural Library](#)

[Go back to Quick Links](#)

Standard Aluminum

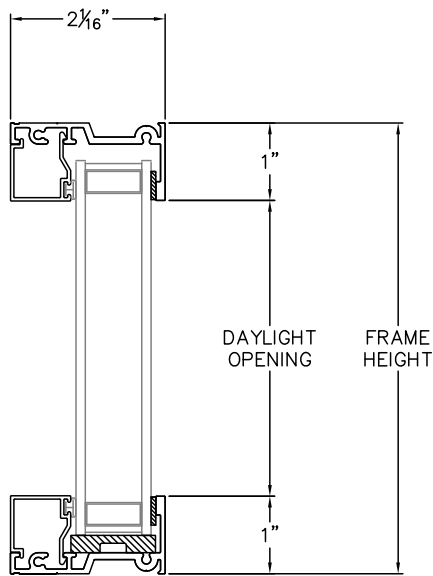
Picture and Radius Window

Block Frame

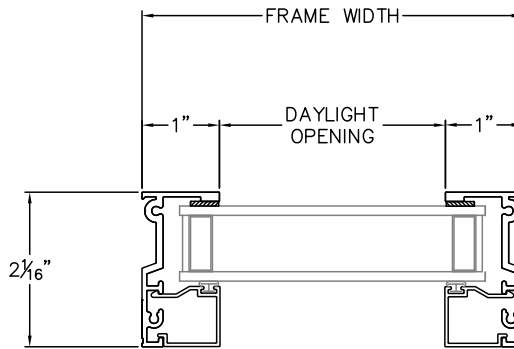
| CAD File Scale | View | File Name | Units |
|----------------|-----------------------|-----------------------|-------|
| NTS | Horizontal & Vertical | Aluminum_710_PW_block | Inch |

More Technical Documents can be found at milgard.com/professionals
Due to continual research and development, details may be changed at any time. ©2013 Milgard Mfg.

PICTURE WINDOW SERIES 710



HEAD & SILL



JAMBS

Revit, SketchUp, .PDF and .DWG files can be accessed at milgard.com/professionals or clicking here:

[Standard Aluminum Architectural Library](#)

[Go back to Quick Links](#)

Standard Aluminum

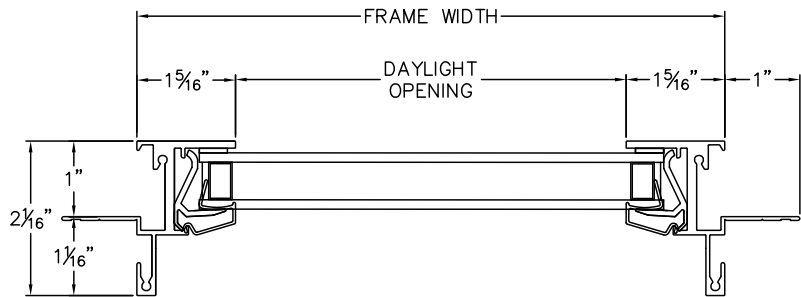
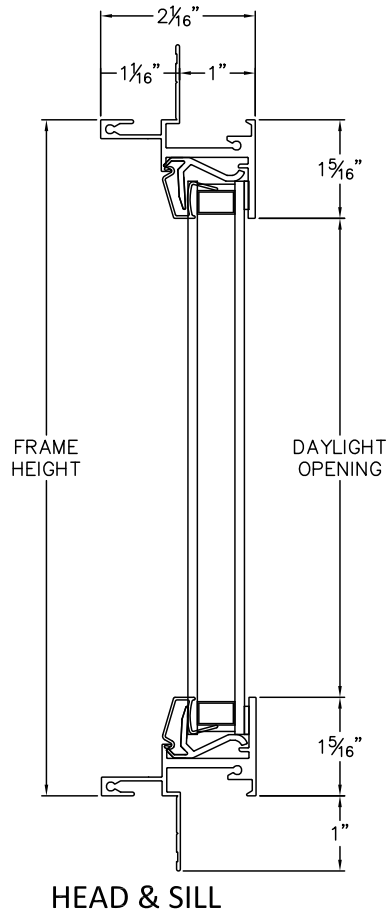
Picture and Radius Window

1-1/16" Nailfin Setback

| CAD File Scale | View | File Name | Units |
|----------------|-----------------------|----------------------|-------|
| NTS | Horizontal & Vertical | Aluminum 910C PW 1in | Inch |

More Technical Documents can be found at milgard.com/professionals
Due to continual research and development, details may be changed at any time. ©2013 Milgard Mfg.

PICTURE WINDOW SERIES 910C



Revit, SketchUp, .PDF and .DWG files can be accessed at milgard.com/professionals or clicking here:

[Standard Aluminum Architectural Library](#)

[Go back to Quick Links](#)

Standard Aluminum

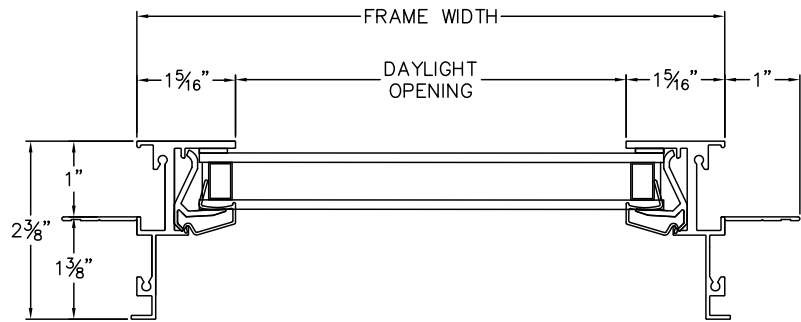
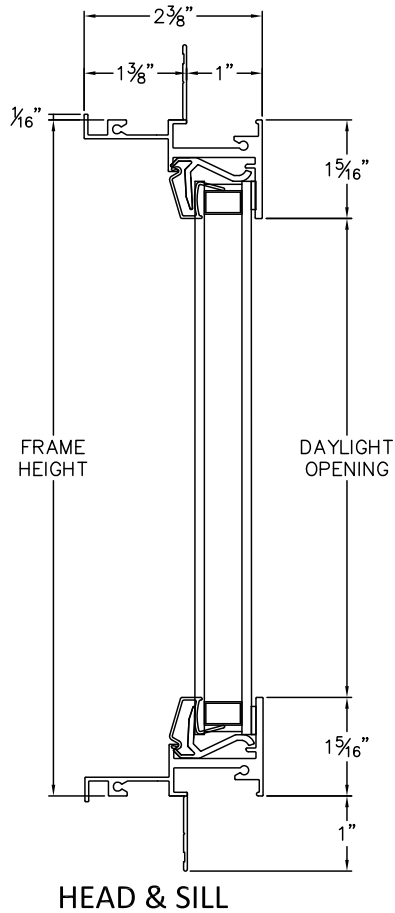
Picture and Radius Window

1-3/8" Nailfin Setback

| CAD File Scale | View | File Name | Units |
|----------------|-----------------------|--------------------------|-------|
| NTS | Horizontal & Vertical | Aluminum 910S PW 1.375in | Inch |

More Technical Documents can be found at milgard.com/professionals
Due to continual research and development, details may be changed at any time. ©2013 Milgard Mfg.

PICTURE WINDOW SERIES 910S



HEAD & SILL

JAMBS

Revit, SketchUp, .PDF and .DWG files can be accessed at milgard.com/professionals or clicking here:

[Standard Aluminum Architectural Library](#)

[Go back to Quick Links](#)

Standard Aluminum

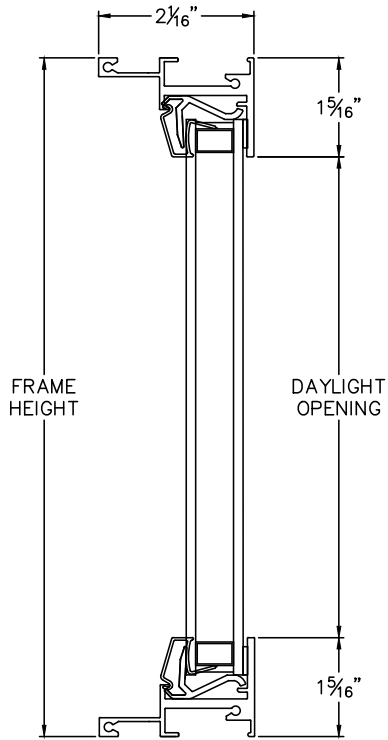
Picture and Radius Window

Block Frame

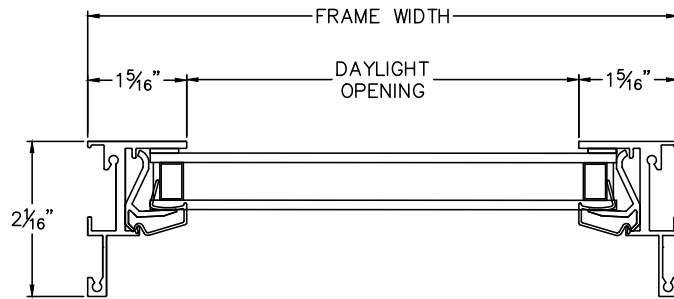
| CAD File Scale | View | File Name | Units |
|----------------|-----------------------|------------------------|-------|
| NTS | Horizontal & Vertical | Aluminum_910C_PW_block | Inch |

More Technical Documents can be found at milgard.com/professionals
Due to continual research and development, details may be changed at any time. ©2013 Milgard Mfg.

PICTURE WINDOW SERIES 910C



HEAD & SILL



JAMBS

Revit, SketchUp, .PDF and .DWG files can be accessed at milgard.com/professionals or clicking here:

[Standard Aluminum Architectural Library](#)

[Go back to Quick Links](#)

Standard Aluminum

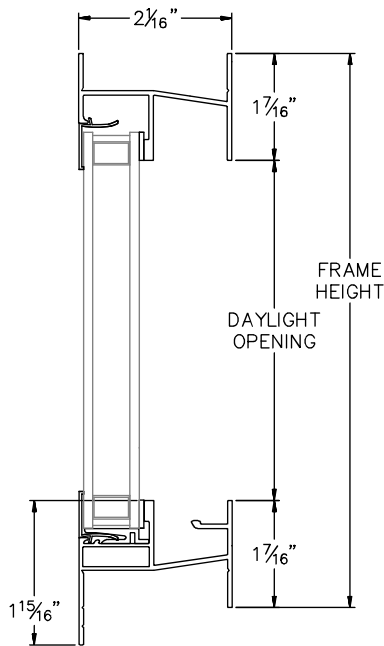
Picture and Radius Window

Block Frame with Slope Sill

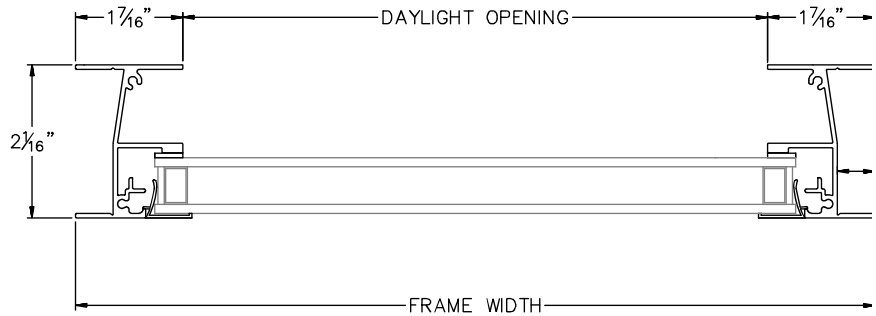
| CAD File Scale | View | File Name | Units |
|----------------|-----------------------|------------------------|-------|
| NTS | Horizontal & Vertical | Aluminum 1185 PW Block | Inch |

More Technical Documents can be found at milgard.com/professionals
Due to continual research and development, details may be changed at any time. ©2013 Milgard Mfg.

PICTURE WINDOW SERIES 1185



HEAD & SILL



JAMBS

Revit, SketchUp, .PDF and .DWG files can be accessed at milgard.com/professionals or clicking here:

[Standard Aluminum Architectural Library](#)

[Go back to Quick Links](#)

Standard Aluminum

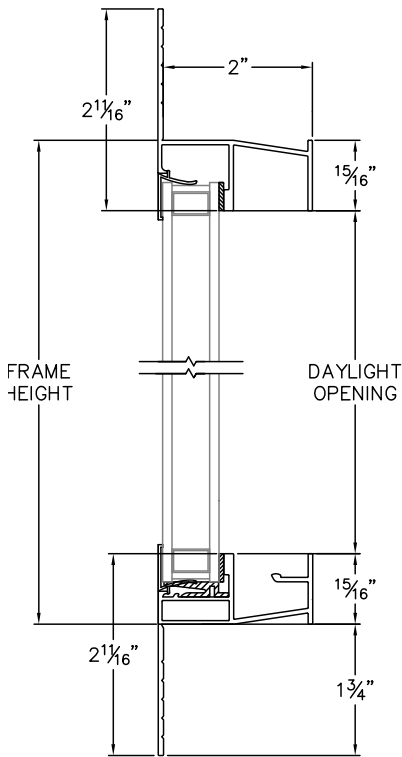
Picture and Radius Window

Z-bar Frame

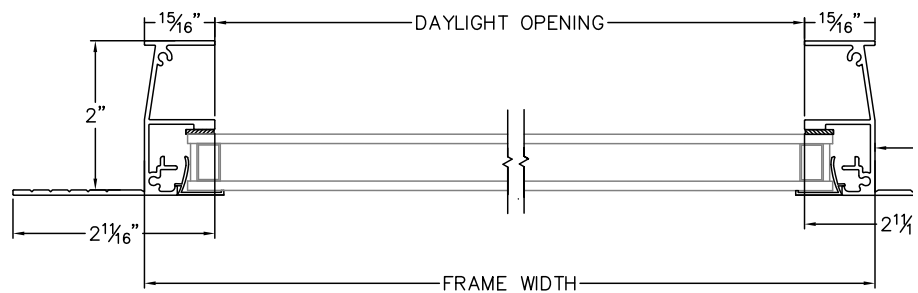
| CAD File Scale | View | File Name | Units |
|----------------|-----------------------|------------------------|-------|
| NTS | Horizontal & Vertical | Aluminum 1285 PW Z-bar | Inch |

More Technical Documents can be found at milgard.com/professionals
Due to continual research and development, details may be changed at any time. ©2013 Milgard Mfg.

PICTURE WINDOW SERIES 1285



HEAD & SILL



JAMBS

Revit, SketchUp, .PDF and .DWG files can be accessed at milgard.com/professionals or clicking here:

[Standard Aluminum Architectural Library](#)

[Go back to Quick Links](#)